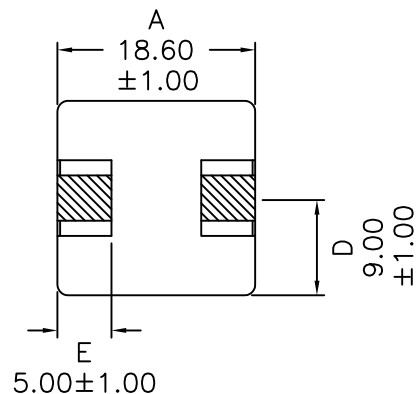


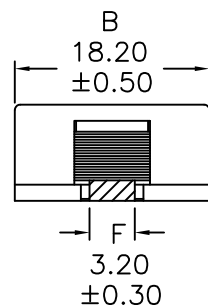
1. Mechanical Dimensions:



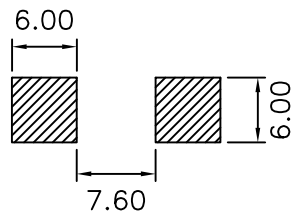
Bottom view



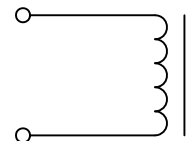
Top view



PCB Layout



2. Schematic:



3. Electrical Specifications: @25C

OCL: 5.6uH ±20% @100KHz 10mA

Q: 5 Min @10KHz 50mV

Rated inductance: 3.45uH Typ @100KHz 10mA @25A

Rated current: 25A Max (Based on 50°C Rise in Temp)

Isat: 27.0A Typ (Based on 30% drop in OCL Max)

DCR: 2.82 mOhms Max

SRF: 26MHz Typ

Notes:

- Solderability: Leads shall meet MIL-STD-202G, Method 208H for solderability.
- Flammability: UL94V-0
- ASTM oxygen index: > 28%
- Insulation System: Class F 155°C. UL file E151556
- Operating Temperature Range: All listed parameters are to be within tolerance from -40°C to +125°C
- Storage Temperature Range: -20°C to +40°C
- Aqueous wash compatible
- SMD Lead Coplanarity: ±0.004"(0.102mm)
- Electrical and mechanical specifications 100% tested
- RoHS Compliant Component
- Recommended IR Reflow peak temp of 245C Max.

DOC. REV: A/1

XFMRS Inc www.XFMRS.com	Title: SMD Flat Wire High Current Inductor		
	UNLESS OTHERWISE SPECIFIED TOLERANCES: .xx ±0.25 Dimensions in MM	P/N: XFHCL32-5R6M	REV. A
	DWN.	Yuan	Mar-27-14
	CHK.	YK Liao	Mar-27-14
SHEET 1 OF 1	APP.	DDC	Mar-27-14

PROPRIETARY

Document is the property of XFMRS Group & is not allowed to be duplicated without authorization.